

AM BAUGERÄTE HANDELSGMBH

Oberes Bahnhof 2 | A-2281 Raasdorf | Tel. +43 (2249) 28 495 | Fax +43 (2249) 28 495 200
office@am-laser.at | www.am-laser.at



ALLROUND technical date sheet




Baugeräte Handelsgmbh


Ihr Spezialist für • Bauvermessung • Pumpen • Verbausysteme

	Type	Box-Length in cm	Height in cm	Thickne in cm	Weight Kg	for max. depth m
--	------	---------------------	-----------------	------------------	--------------	---------------------


MINIBOX

	Minibox Shorty	200	200	6	670	4
	Minibox 120	280	120	6	690	4
	Minibox 150	280	150	6	790	4
	Minibox 180	280	180	6	880	4 or. 30kN/m ²
	Minibox 300	300	200	6	990	3,5
	Miniextension 120	280	120	6	610	
	Miniextension 300	300	100	6	650	


CITYBOX

	Citybox Shorty	230	200	8	1230	5
	Citybox HD	300	200	8	1400	5 or 36 kN/m ³
	City/Multi ExtensionShorty A	230	100	8	640	
	City/Multi ExtensionShorty B	230	160	8	840	
	City Extension HD A	300	100	8	770	
	City Extension HD B	300	160	8	1030	
	City Mobile cutting edge set	300	35	8	235	

MULTIBOX


	Multifunctionbox Shorty	230	240	8	1470	6
	Multibox Standard 340	340	240	8	1613	5
	Multifunctionbox340	340	240	10	2003	6 or. 46 kN/m ²
	Multifunctionbox400	400	240	10	2500	6
	Multi Extension 80 A	340	100	8	930	
	Multi Extension 80 B	340	160	8	1115	
	Multi Extension 400 A	400	100	8	1170	
	Multi Extension 400 B	400	160	8	1795	
	Mobile cutting edge set 340	340	40	8	275	
	Mobile cutting edge set 400	400	40	8		
	Multi adapter rails set	for Multifunctionbox_Pipe clearance length 220 cm				

MANHOLEBOX


	Minimanholbox	200	180	6	1.030	4
	Minimanholbox extension	200	120	6	690	
	Citymanholbox	285	240	10	2.322	6
	Citymanholbox extension	285	160	10	1.741	
	Multimanholebox	370	240	10	2.942	6
	Multimanholebox extension	370	160	10	2.170	

	Type	Element length in cm	Panel height in cm	Panel length in cm	Rail height in cm	Weight Kg	for max. depth m
--	------	----------------------	--------------------	--------------------	-------------------	-----------	------------------

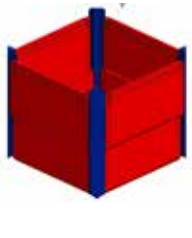
GIGANT - SINGLE SLIDE RAIL - SYSTEMS

	Single 220 Standard	365	240	340	220	2500	4
	Singlebuck 220 (with multi struts 75 - 140 cm)				220	500	4
	Single 320 Spezial	365	240	340	320	2700	4
	Singlebuck 320 (with multi struts 75 - 140 cm)				320	700	4

GIGANT - DOUBLE SLIDE RAIL - SYSTEMS

	Double Element 440/365	365	240	340	440	5550	6
	Double Element 440/425	425	240	400	440	6750	6
	Double buck 440 (with gigant struts 80-125 cm)				440	1550	6
	Double Element 580/365	365	240	340	580	5910	7,5
	Double Element 580/425	425	240	400	580	7210	7,5
	Double buck 580 (with gigants struts 80-125 cm)				580	2140	7,5

DOUBLE SLIDE RAIL - CORNER HOPPER

	Corner Hopper 240	255	240	230	500	8900
	Corner Hopper 340	365	240	340	500	11800
	Corner Hopper 400/500	425	240	400	500	14200
	Corner Hopper 400/550	425	240	400	550	14620

Basis- and Extensionpanel

GIGANT Standard shorty	240	230	8	600	5
GIGANT Standard	240	340	8	810	5
GIGANT HD shorty	240	230	10	640	7,5
GIGANT HD	240	340	10	1000	75
GIGANT HD 400	240	400	10	1300	6
Extension Standard shorty - A	100	230	8	280	
Extension Standard shorty - B	160	230	8	380	
Extension Standard - A	100	340	8	400	
Extension Standard - B	160	340	8	550	
Extension HD - A	100	340	10	455	
Extension HD - B	160	340	10	650	
Extension HD 400 - A	100	400	10	510	
Extension HD 400 - B	160	400	10	720	

Type	Lenght in cm	Weight KG
------	-----------------	--------------

PROTECTION and CORNERAIL

Protectionrail 340	340	250
Protectionrail 400	400	294
Cornerrail 500	500	1140
Cornerrail 550	550	1245

SQUARE-STRUTSYSTEM

inner width

Standard strut Mini	60-110	20
Extension strut Mini	115-200	18
Standard strut Multi/City	75-140	39
Extension strut Multi/City I	145-250	35
Extension strut Multi/City II	165-290	39
Gigant standard	80-125	70
Gigant struts extension 200	120-200	59
Gigant struts extension 300	210-300	103

Individual parts and Spareparts GIGANT

GIGANT - Single slide rail	Weight KG
Singlestrut - Multi Male	17
Singlestrut - Multi Female	22
Multi Connecting pin	0,9
Extension connection pin	0,7
Safety pin	0,03
Strut shoe	

GIGANT - Double slide rail	Weight KG
GIGANTstrut - Male	26
GIGANTstrut - Female	44
GIGANT - Connecting pin	1,1
Double connecting pin	3,0
Extension connection pin	0,7
Safety pin	0,03
Strut shoe	

Individual parts and Spareparts BOX's

Minibox	Weight KG
MINI - Male	8,2
MINI - Female	11,8
MINI - Connecting pin	0,5
Extension connection pin	0,7
Safety pin	0,03
Strut shoe up	8
Strut shoe down	8

City- and Multibox	Weight KG
City-/Multi Male	17
City-/Multit Female	22
Multi Connecting pin	0,9
Extension connection pin	0,7
Safety pin	0,03
Strut shoe up	
Single - Strut shoe down	
Triple - Strut shoe*	
* only for Multifunctionbox	